


PARRAMATTA RIVER MASTERPLAN




Community Research Highlights


There is high community support for a pool and recreational facility on the Parramatta River, with 82% of people saying they supported this.

www.ourlivingriver.com.au


 **38%** of people are **aware** of current swimming sites in the River


 **1 in 10** swimmers have swum in the Parramatta River in the last 12 months

water quality results 


 **66%** of swimmers said publishing water quality results would make them more likely to swim in the Parramatta River


Of residents who swim, most currently swim at the **beach** 

54% would prefer to swim in the Parramatta River if it took them half as long to get to as the beach 

 **68%** of residents who swim are interested in swimming in a designated area in the Parramatta River

 People are more likely to visit swimming sites with **facilities** and good access 

82% said they were interested in visiting a swimming area with recreational facilities for reasons other than swimming 

 **81%** of swimmers are keen to swim in a **clean filtered pool** within or adjacent to the river

 **Pollution** and water quality are the main concerns about swimming in Parramatta River

*People surveyed were randomly selected and interviewed via Computer Aided Telephone Interview technology, and form a statistically significant representation of the population within the catchment.